





#VolleyWrocław <b>3 1</b> Enea PTPS Piła			Set	Duration	Partial score	Score
Match <b>WRK-PIL</b>			1	00:27	7-8 15-16 21-18	<b>25-22</b>
Hall			2	00:00	7-8 16-12 21-14	<b>25-18</b>
City			3	00:28	8-5 13-16 14-21	<b>18-25</b>
Date <b>25/11/2020</b>			4	00:25	8-4 16-11 21-15	<b>25-17</b>
Time <b>17:30</b>			Spectators			
Referees			Receipts			

#VolleyWrocław	Set	1	2	3	4	5	Vote	Points			Serve			Reception			Attack			BK				
								Tot	BP	W-L	Tot	Err	Pts	Tot	Err	Pos% (Exc%)	Tot	Err	Blo		Pts	Pts%	Pts	
03 Witkowska Kamila		6	6	6	6		6.9	15	11	+14	14	.	1	.	.	.	12	1	.	6	50%	8		
05 Gancarz Aleksandra							.	.	.	-1	1	.	.	.	.	.	1	1	.	.	0%	.		
06 Pańko Julia							.	.	.	.	.	.	.	.	.	.	.	.	.	.	.	.		
07 Wołodko Weronika		1	1	1	1		5.7	6	5	+5	15	.	1	1	0%	(0%)	4	.	1	2	50%	3		
08 Chorąza Joanna							.	.	.	.	.	.	.	.	.	.	.	.	.	.	.	.		
09 Murek Natalia		2	2	2	2		5.5	9	2	.	13	3	.	21	1	71%	(24%)	30	3	2	9	30%	.	
10 L Adamek Agnieszka							5.5	.	.	.	.	.	.	12	.	58%	(25%)	.	.	.	.	.		
11 Szady Adrianna							.	.	.	.	.	.	.	.	.	.	.	.	.	.	.	.		
14 Jasek Małgorzata							.	2	.	.	2	.	.	.	.	.	7	1	1	2	29%	.		
15 L Pancewicz Karolina							.	.	.	.	.	.	.	.	.	.	.	.	.	.	.	.		
16 Rapacz Izabella		4	4	4	4		5.8	15	4	+7	14	3	.	.	.	.	39	1	4	14	36%	1		
20 Bączynska Anna							.	2	1	+2	.	.	.	6	.	67%	(33%)	4	.	.	2	50%	.	
22 Fedorek Karolina		3	3	3	3		6.7	10	5	+6	20	2	.	2	.	50%	(0%)	15	1	1	6	40%	4	
23 Stonecka Paula		5	5	5	5		5.5	10	3	+7	14	.	.	30	.	53%	(20%)	30	2	1	9	30%	1	
24 Kleszcz Julia							.	.	.	.	.	.	.	.	.	.	.	.	.	.	.	.		
<b>Players total</b>							<b>69</b>	<b>31</b>	<b>+40</b>		<b>93</b>	<b>8</b>	<b>2</b>	<b>72</b>	<b>1</b>	<b>60%</b>	<b>(22%)</b>	<b>142</b>	<b>10</b>	<b>10</b>	<b>50</b>	<b>35%</b>	<b>17</b>	
							Points won	Ser	Atk	Blo	Op	Er												
Coach Wojciech Kurczyński							Set 1	.	12	6	7	26	4	.	17	1	59%	(18%)	37	.	4	12	32%	6
Assistant Dawid Murek							Set 2	.	12	3	10	24	2	.	17	.	65%	(18%)	33	3	1	12	36%	3
							Set 3	1	15	1	1	19	1	1	23	.	61%	(26%)	44	4	3	15	34%	1
							Set 4	1	11	7	6	24	1	1	15	.	53%	(27%)	28	3	2	11	39%	7

Enea PTPS Piła	Set	1	2	3	4	5	Vote	Points			Serve			Reception			Attack			BK				
								Tot	BP	W-L	Tot	Err	Pts	Tot	Err	Pos% (Exc%)	Tot	Err	Blo		Pts	Pts%	Pts	
01 Gawlak Judyta		4	3	4	3		7	10	4	+8	13	1	.	.	.	.	10	.	1	5	50%	5		
02 Wystel Angelika							.	.	.	.	.	.	.	.	.	.	2	.	.	.	0%	.		
03 Rajewska Julia							.	.	.	.	.	.	.	.	.	.	.	.	.	.	.	.		
06 Pelczarska Maja		2	1	2	1		6.1	4	2	+3	20	1	.	.	.	.	5	.	.	3	60%	1		
07 Skrzypkowska Natalia		3	2	3	2		5.9	12	7	+4	14	1	.	19	2	68%	(21%)	32	2	3	10	31%	2	
10 Gądek Patrycja							5.5	2	1	-4	6	.	.	14	.	64%	(29%)	15	1	5	2	13%	.	
11 Ponikowska Gabriela							6.5	8	2	+7	6	1	.	.	.	.	14	.	.	8	57%	.		
13 Wellna Marta		6	5				5.5	7	3	-2	8	3	1	24	.	71%	(21%)	18	4	2	5	28%	1	
16 Bartkowska Alina							5.5	7	2	-1	7	3	.	.	.	.	21	3	2	7	33%	.		
17 L Bodasińska Anna							.	.	.	.	.	.	.	.	.	.	.	.	.	.	.	.		
20 L Pawłowska Anna							5.8	.	.	.	.	.	.	26	.	69%	(46%)	.	.	.	.	.		
21 Kubacka Sonia		1	6				6.3	4	1	+2	5	.	.	1	.	0%	(0%)	8	.	2	3	38%	1	
22 Kucharska Sylwia							.	.	.	.	.	.	.	.	.	.	.	.	.	.	.	.		
23 Łyszkiewicz Koleta		5	4				5.5	5	1	+1	3	.	.	.	.	.	17	2	2	5	29%	.		
<b>Players total</b>							<b>59</b>	<b>23</b>	<b>+18</b>		<b>82</b>	<b>10</b>	<b>1</b>	<b>85</b>	<b>2</b>	<b>67%</b>	<b>(29%)</b>	<b>142</b>	<b>12</b>	<b>17</b>	<b>48</b>	<b>34%</b>	<b>10</b>	
							Points won	Ser	Atk	Blo	Op	Er												
Coach Adam Grabowski							Set 1	1	12	4	5	21	4	1	22	.	64%	(23%)	42	2	6	12	29%	4
Assistant Damian Zemło							Set 2	.	11	1	6	19	2	.	22	.	64%	(32%)	32	7	3	11	34%	1
							Set 3	.	15	3	7	24	1	.	18	1	67%	(39%)	36	2	1	15	42%	3
							Set 4	.	10	2	5	18	3	.	23	1	74%	(26%)	32	1	7	10	31%	2

#VolleyWrocław				Enea PTPS Piła							
Points	Reception	72		Kill on reception				Reception	85	Points	
S in Diff	Points SO	38		1st Attack AFTER POSITIVE RECEPTION (+#)				Points SO	36	S in Diff	
6 -1	Each 1.89 receptions	1 Point		Errors	Blo	Pts%	Tot	Tot	Pts%	Blo	Errors
5 +6				2	5	28%	43	56	52%	8	3
4 +6				1st Attack AFTER NEGATIVE RECEPTION (-!)				1 Point			
3 -2	Serve	93		Errors	Blo	Pts%	Tot	Tot	Pts%	Blo	Errors
2 +3	Points BP	31		2	2	31%	26	17	12%	2	1
1 -1	Each 3 serves			Attack on dig				Serve	82		
	1 Break point			Errors	Blo	Pts%	Tot	Tot	Pts%	Blo	Errors
				6	3	41%	73	69	25%	7	8
								Points BP	23		
								Each 3.57 serves			
								1 Break point			

BP Break point  
Err Errors  
Pos% Positive + #  
W-L Won-Lost  
Pts Points  
Blo Blocked  
Exc Excellent

 Substitute  
 Starting lineup  
 Starting setter  
 Starting serve